

How to Maximize Your Virtual Conference Experience

Welcome to the First Virtual Conference of the International Society for Clinical Electrophysiology of Vision (ISCEV)

We are excited to have you join the ISCEV's first virtual meeting.

Dates, Time, and Length of the Conference

The ISCEV virtual conference experience

- Will be a 3 day of live access, 14-16 September 2020
- Sessions will go live at Central European Summer Time CEST – GMT+2/UTC+2
- Access to the virtual conference and exhibition continues to be available until 14 December 2020

Access to the Virtual Conference

You will have access to the virtual platform and its content until the 14th of December 2020

When to First Access the Virtual Conference Platform

The secure virtual platform will be live on **Monday, 14 September 2020** at **00:00 Central European Summer Time (GMT+2/UTC+2)**

How to Prepare for the Virtual Conference

From the virtual lobby, go to your user profile.

Add a photo and update your contact information to make your conference networking experience more engaging and memorable.



Edit Profile Settings Edit Profile Edit Account ✕

Import Your Social Profile to Get Started

in Import from LinkedIn or **f** Import from Facebook

Personal Information

First Name: *

Last Name: *

Photo:

Professional Information

Organization:

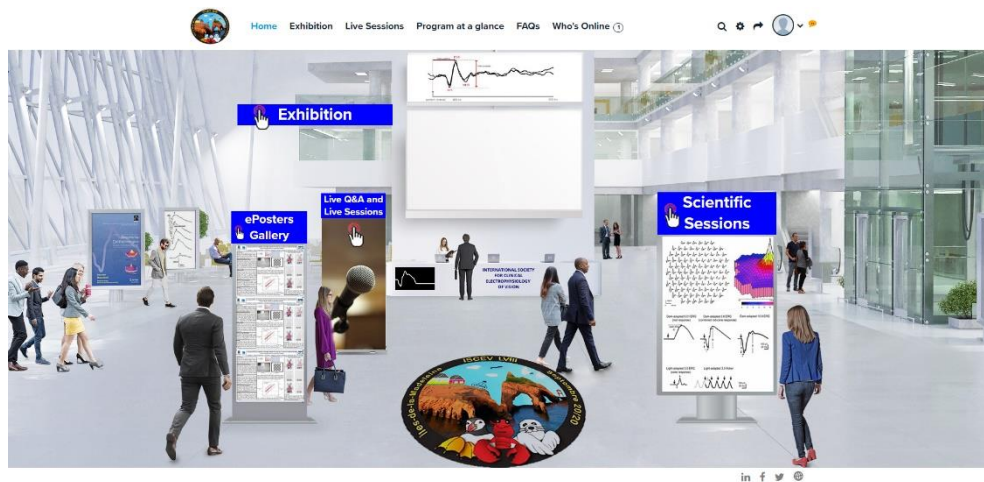
Job Title:

Industry: ? -- Select your industry --

Functional Focus: ? -- Select your focus --

Accessing the Event

Use the LOG IN credentials that you received in an email from reg_iscev20@kenes.com



Entering the Virtual Lobby and Accessing the Conference Components

From the virtual lobby you can access:

- Welcome/Navigation Message (Video Format)
- ePosters Gallery
- Live Q&A and Live Sessions
- Scientific Sessions
- Exhibition

- Lounge (Who's Online)

Continue to:

- Engage and interact with presenters during the discussions by using the “Send a Comment to Presenter” feature.
- Network with your colleagues and professional through the virtual **Lounge** and **Exhibition**

Program at a Glance

Download the program grid for an overview of all scientific sessions, live sessions, ePosters, the exhibition, and more that occurred each day during the conference.

Scientific Sessions


All scientific presentation occurred at their specified Central European Summer Time and will remain available on-demand until 14 December 2020. All recordings of the live Q&A associated with each session are also available.

The screenshot shows a conference session page with the following details:

- Search icon and "Oral Session" label
- Title: PAEDIATRIC P100 VEP REFERENCE RANGES FROM THREE EUROPEAN MEDICAL CENTERS (ID 10)
- Lecture Time: 15:03 - 15:15
- Presenter: Eszter Mikó -Baráth
- Authors: Eszter Mikó -Baráth, Dorothy Thompson, Gábor Jandó, Ruth Hamilton
- A "Webcast" button circled in blue
- Communication icons (chat, calendar, bookmark) in the top right

ePosters Gallery

Explore the ePosters for the latest information and knowledge sharing. Chat with the authors during and after the conference.

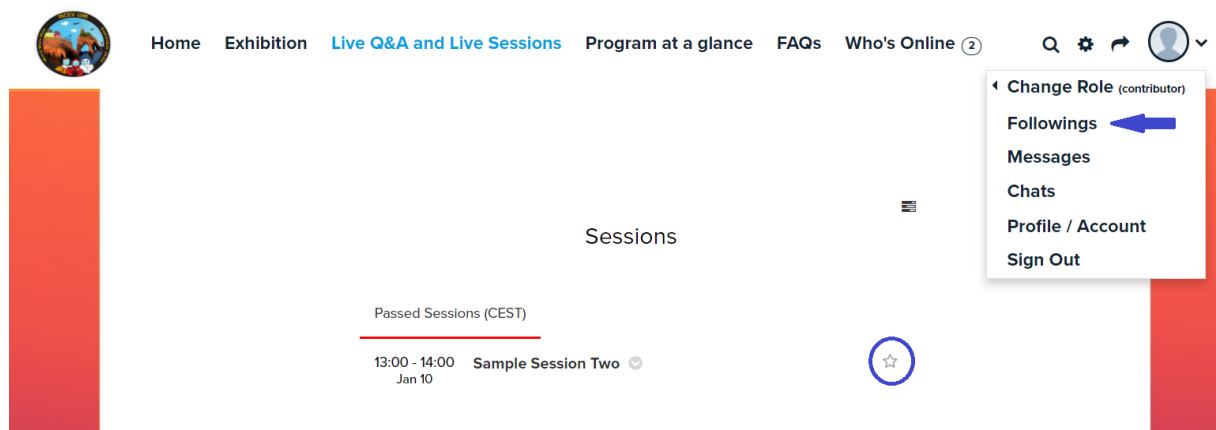


Live Q&A and Live Sessions

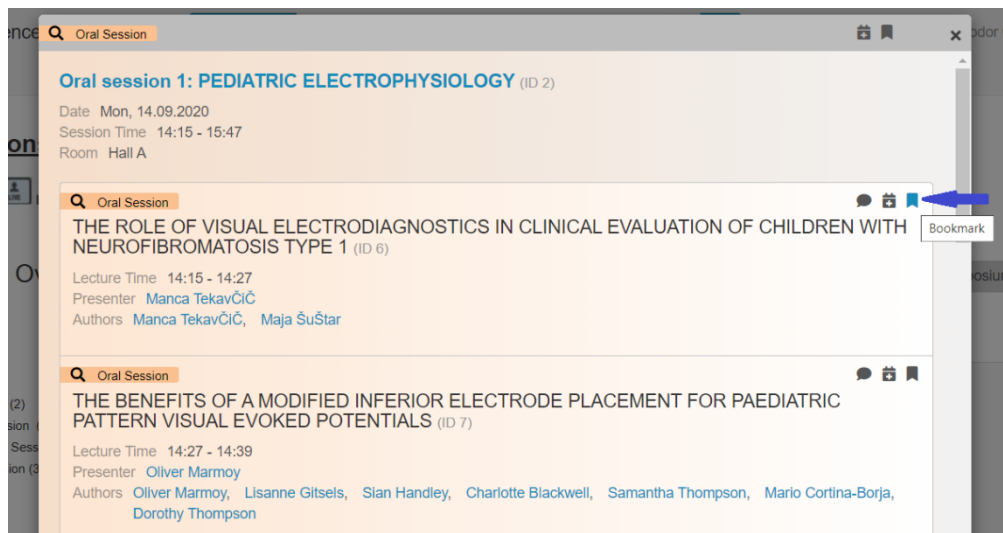
To find the recordings of the live sessions, either go to Live Q&A and Live Sessions (available in the lobby as a kiosk and on the menu tab) or browse the calendar under the Scientific Sessions kiosk located at the lobby.

Browsing and Following Preferred Presentations

Within the **Live Q&A and Live Sessions**, save your favorite special sessions to your “Followings” within your user profile.



Within the **Scientific Sessions**, save your favorite scientific presentations or sessions to your “Bookmarks” within your calendar user profile. Additionally, you can print the information about the presentation and share the presentation information with your colleagues.



Exhibition

Once you choose of the booth, you will see a marquee message, the exhibitor’s video, resources panel, their logo, and their interaction panel.

- Chat with the exhibitor – In order to contact the exhibitor please select “Submit an Inquiry”
- Schedule a 1:1 meeting with the exhibitor
- Send an email to the exhibitor (during and after the live conference)
- View and download resources



Who is online?

Visit the “Who is online tab” during breaks and see who is connected. Make sure that you have personalized your user profile to maximize your networking experience.

Chat, start video calls, message and exchange v-cards with like-minded peers who are connected at the same time you are.

Frequently Asked Questions

Please visit the FAQs to learn more. For any other questions, please email iscev_20@kenes.com